

TEST REPORT



APPLICANT : HYUNDAI L&C

REPORT NO. : D270-20-01314

SAMPLE RECEIVED DATE : 2020-11-11

REPORT ISSUED DATE : 2020-12-02

PAGE : 1 OF 5

SAMPLE DESCRIPTION : ONE(1) SAMPLE CALLED FLOORING.

=====

SAMPLE NAME SUBMITTED BY THE APPLICANT : BODAQ PLATE

=====

TEST CONDUCTED : As requested by the applicant, for details please see attached page(s).

=====

PREPARED AND CHECKED BY
FOR FITI



GANG WEON, JEUNG
QUALITY MANAGER

AUTHORIZED BY
FOR FITI



JE-GOO JUN
PRESIDENT

※ Report Verification No.: EPYC-3MD9-YYW5 ※

(You can see the authenticity of your test report through the above "Report Verification No." at FITI homepage.)

e-DOCUMENT SERVICE

The test results contained in this report are limited to results on the sample(s) that is provided by client and are not necessarily indicative or representative of the qualities of the lot from which the sample(s) was taken or of all products. Results contained in this report are not based on the quality certification of sample by the FITI quality certification program unless specifically requested by the client. Further use of the results of this report is prohibited unless allowed under a separate agreement set forth in an official document that is established between the client identified on this letter and the FITI. This test report is irrelevant to KS Q ISO/IEC 17025 and KOLAS accreditation.

01. ANTIMICROBIAL ACTIVITY AND EFFICACY (JIS Z 2801 : 2010, FILM-CONTACT METHOD)
: CFU/cm², VALUE OF ANTIMICROBIAL ACTIVITY : log

		BLANK	#1
BACTERIA-1:	AT BEGINNING	1.2 x 10 ⁴	-
	AFTER 24 h	2.5 x 10 ⁴	< 0.63
	VALUE OF ANTI-MICROBIAL ACTIVITY	-	4.5
BACTERIA-2:	AT BEGINNING	1.1 x 10 ⁴	-
	AFTER 24 h	3.9 x 10 ⁵	1.6 x 10
	VALUE OF ANTI-MICROBIAL ACTIVITY	-	4.3
BACTERIA-3:	AT BEGINNING	1.1 x 10 ⁴	-
	AFTER 24 h	9.2 x 10 ⁵	6.3 x 10 ²
	VALUE OF ANTI-MICROBIAL ACTIVITY	-	3.1

NOTE) STANDARD FILM : STOMACHER® 400 POLY-BAG
 TEST CONDITION : THE SOLUTION ARE FIXED AT (35 ± 1) °C, 90 % R.H. FOR 24 h,
 AND DETERMINE BACTERIA CELL GROWTH INHIBITION RATE BY
 POUR AGAR PLATE METHOD.
 TEST BACTERIA : BACTERIA-1 - *Staphylococcus aureus* ATCC 6538P
 BACTERIA-2 – *Klebsiella pneumoniae* ATCC 4352
 BACTERIA-3 - *Escherichia coli* ATCC 8739
 ANTIMICROBIAL EFFICACY : THE VALUE OF ANTIMICROBIAL ACTIVITY
 SHALL NOT BE LESS THAN 2.0 log
 SEE ATTACHED PHOTOS

** End of The Report **



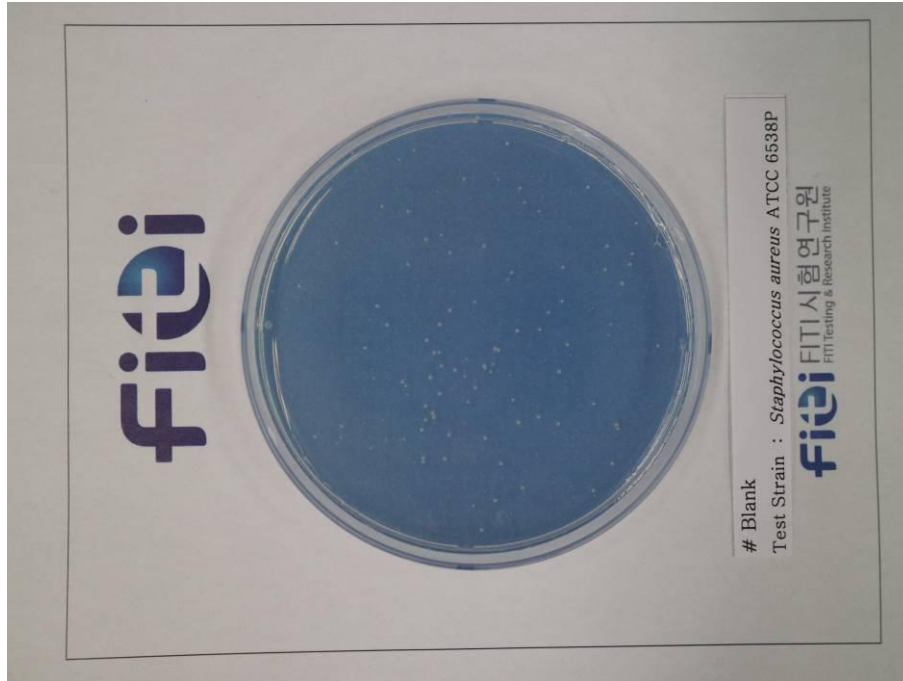
e-DOCUMENT SERVICE

The test results contained in this report are limited to results on the sample(s) that is provided by client and are not necessarily indicative or representative of the qualities of the lot from which the sample(s) was taken or of all products. Results contained in this report are not based on the quality certification of sample by the FITI quality certification program unless specifically requested by the client. Further use of the results of this report is prohibited unless allowed under a separate agreement set forth in an official document that is established between the client identified on this letter and the FITI.
 This test report is irrelevant to KS Q ISO/IEC 17025 and KOLAS accreditation.

REPORT NO.: D270-20-01314

PAGE : 3 OF 5

- ANTIBACTERIAL ACTIVITY OF PHOTO : BACTERIA-1 : BLANK -



- ANTIBACTERIAL ACTIVITY OF PHOTO : BACTERIA-1 : #1 -



e-DOCUMENT SERVICE

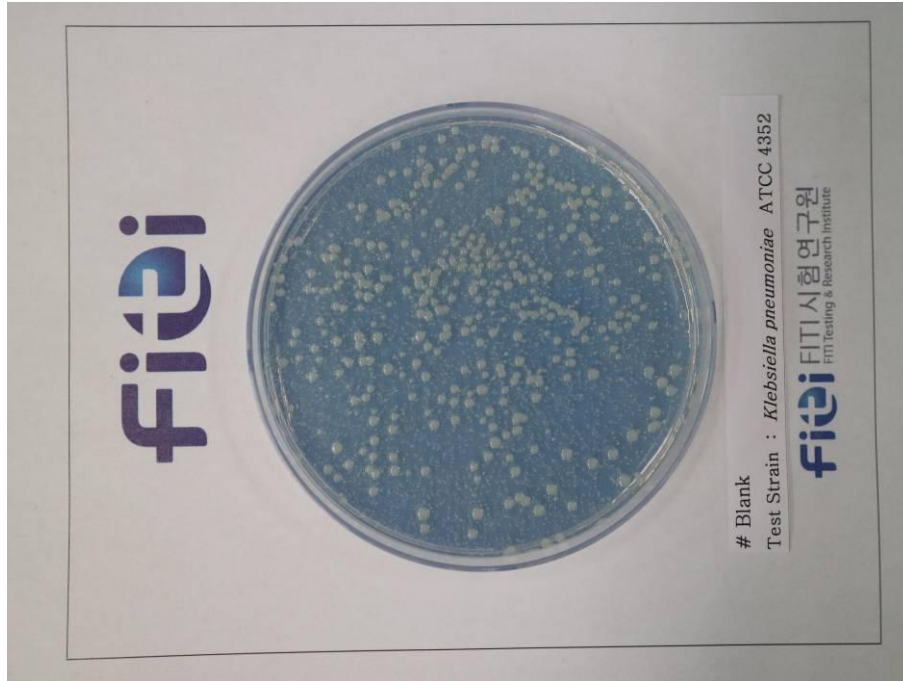
The test results contained in this report are limited to results on the sample(s) that is provided by client and are not necessarily indicative or representative of the qualities of the lot from which the sample(s) was taken or of all products. Results contained in this report are not based on the quality certification of sample by the FITI quality certification program unless specifically requested by the client. Further use of the results of this report is prohibited unless allowed under a separate agreement set forth in an official document that is established between the client identified on this letter and the FITI.

This test report is irrelevant to KS Q ISO/IEC 17025 and KOLAS accreditation.

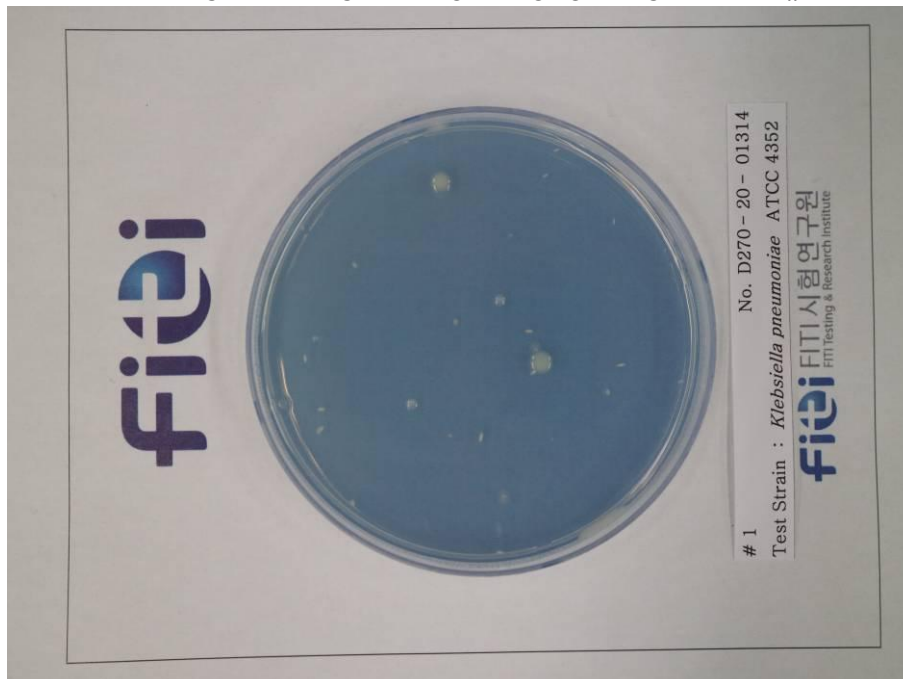
REPORT NO.: D270-20-01314

PAGE : 4 OF 5

- ANTIBACTERIAL ACTIVITY OF PHOTO : BACTERIA-2 : BLANK -



- ANTIBACTERIAL ACTIVITY OF PHOTO : BACTERIA-2 : #1 -



e-DOCUMENT SERVICE

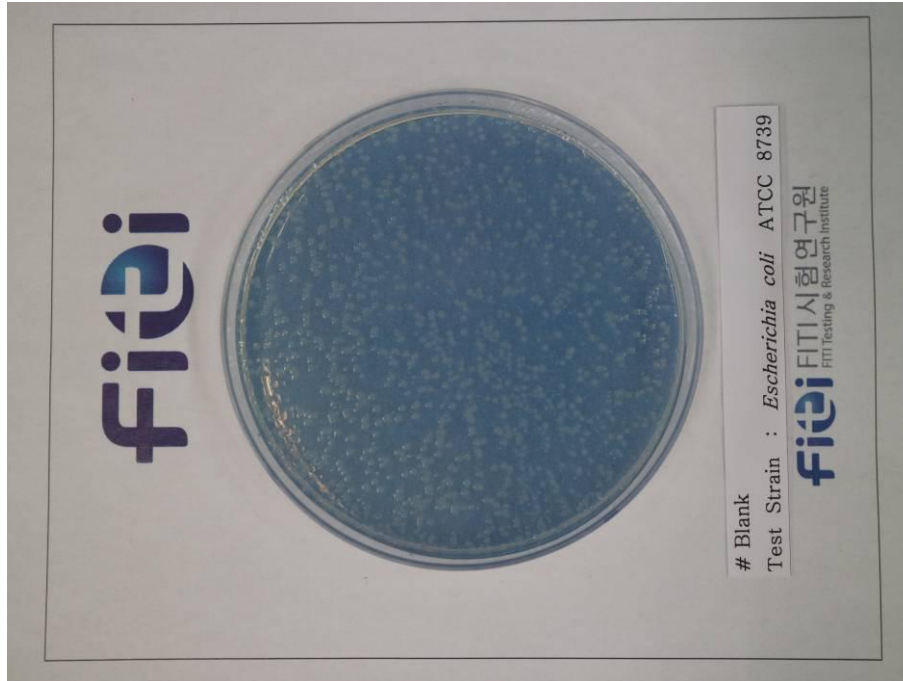
The test results contained in this report are limited to results on the sample(s) that is provided by client and are not necessarily indicative or representative of the qualities of the lot from which the sample(s) was taken or of all products. Results contained in this report are not based on the quality certification of sample by the FITEI quality certification program unless specifically requested by the client. Further use of the results of this report is prohibited unless allowed under a separate agreement set forth in an official document that is established between the client identified on this letter and the FITEI.

This test report is irrelevant to KS Q ISO/IEC 17025 and KOLAS accreditation.

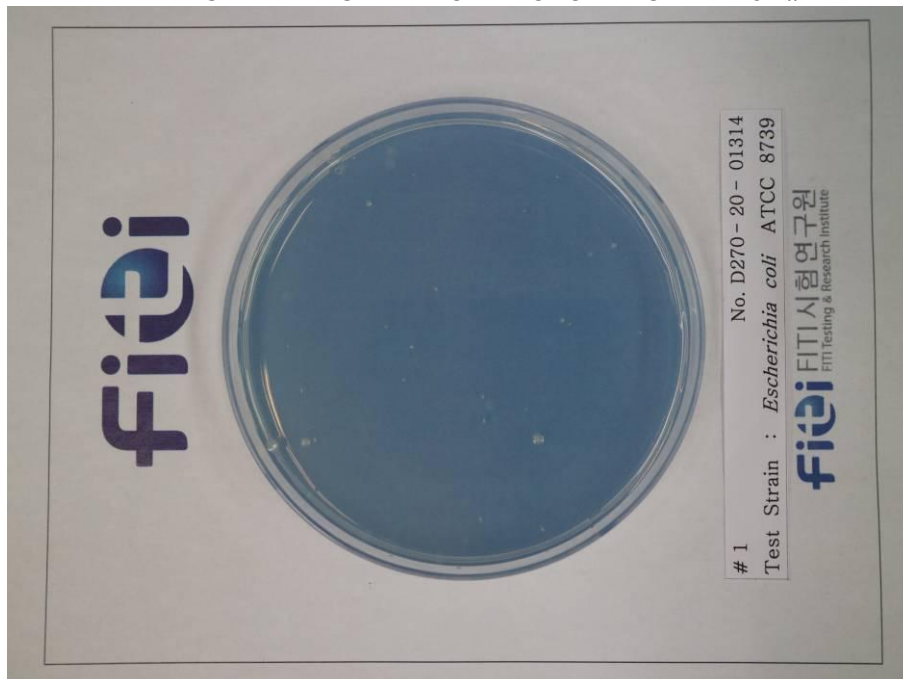
REPORT NO.: D270-20-01314

PAGE : 5 OF 5

- ANTIBACTERIAL ACTIVITY OF PHOTO : BACTERIA-3 : BLANK -



- ANTIBACTERIAL ACTIVITY OF PHOTO : BACTERIA-3 : #1 -



e-DOCUMENT SERVICE

The test results contained in this report are limited to results on the sample(s) that is provided by client and are not necessarily indicative or representative of the qualities of the lot from which the sample(s) was taken or of all products. Results contained in this report are not based on the quality certification of sample by the FITI quality certification program unless specifically requested by the client. Further use of the results of this report is prohibited unless allowed under a separate agreement set forth in an official document that is established between the client identified on this letter and the FITI.

This test report is irrelevant to KS Q ISO/IEC 17025 and KOLAS accreditation.